















Quick Facts

Douglas County School District

Then & Now

All information is based on Colorado Department of Education (CDE) and DCSD documents, which can be accessed at www.StrongSchoolsCoalition.org.

1 Key Stats	2008-09	2012-13	% Change
 Number of Students	58,723	64,657	+ 10%
 Number of Teachers	3,133	3,103	- 1%
 Number of District Administration	73	80	+ 10%
 Average Teacher Salary	\$53,287	\$50,656	- 5%
 Average Class Size	23.6	26.1	+ 11%






2 Academics	2008-09	2012-13	% Change
 Instructional Hours per High School Class/Subject	134	124	- 7%
 High School Graduation Credit Requirements	25.5	24	- 6%
 Advanced Placement (Students scoring 3+)	73%	69%	- 6%
 ACT Scores	21.5	21.8	+ 1%
 Metro Ranking in Writing	1st	2nd	
 Metro Ranking in Math	1st	2nd	
 Metro Ranking in Reading	1st	2nd	
 Metro Ranking in Science	2nd	2nd	
 Accredited with Distinction	✓	✗	










Quick Facts

Douglas County School District

Then & Now

All information is based on Colorado Department of Education (CDE) and DCSD documents, which can be accessed at www.StrongSchoolsCoalition.org.

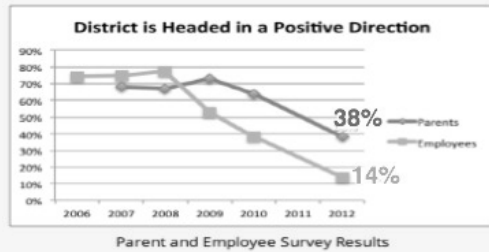
1 Key Stats	2008-09	2012-13	% Change
 Number of Students	58,723	64,657	+ 10%
 Number of Teachers	3,133	3,103	- 1%
 Number of District Administration	73	80	+ 10%
 Average Teacher Salary	\$53,287	\$50,656	- 5%
 Average Class Size	23.6	26.1	+ 11%

2 Academics	2008-09	2012-13	% Change
 Instructional Hours per High School Class/Subject	134	124	- 7%
 High School Graduation Credit Requirements	25.5	24	- 6%
 Advanced Placement (Students scoring 3+)	73%	69%	- 6%
 ACT Scores	21.5	21.8	+ 1%
 Metro Ranking in Writing	1st	2nd	
 Metro Ranking in Math	1st	2nd	
 Metro Ranking in Reading	1st	2nd	
 Metro Ranking in Science	2nd	2nd	
 Accredited with Distinction	✓	✗	

3 Transparency

	2008-09	2012-13	% Change
Board Meeting Hours Spent Behind Closed Doors	6.5	33.2	+410%
Board Meeting Hours Spent in Public Discussion	92.3	52.7	-43%
Annual Parent Survey Conducted	✓	✗	

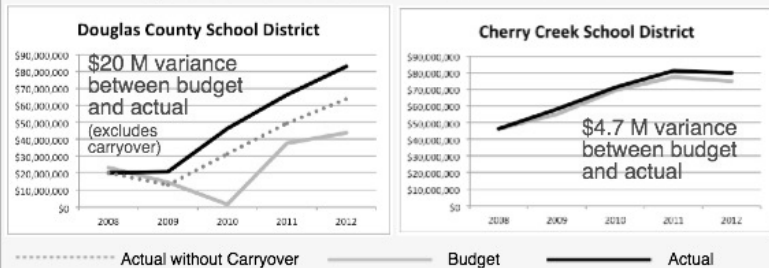
Parent & Teacher Satisfaction



4 Budget & Finances

	2008-09	2012-13	% Change
General Fund Balance (Excess Revenues after Expenses)	\$21 MILLION	\$83* MILLION	+295%
Variance Between Budget to Actuals (Excludes all Carryover)	\$1.6 MILLION	\$20 MILLION	+92%
Bond Rating	AA+	AA+	

Projected vs. Actual General Fund Balance



*Reflects 2011-12 as this is the most current data available

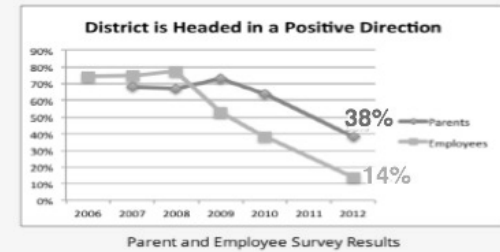


© 2013 Strong Schools Coalition • The Strong Schools Coalition is a non-profit organization of Douglas County citizens and does not support or endorse any political party, candidate for, or incumbent in elected office.

3 Transparency

	2008-09	2012-13	% Change
Board Meeting Hours Spent Behind Closed Doors	6.5	33.2	+410%
Board Meeting Hours Spent in Public Discussion	92.3	52.7	-43%
Annual Parent Survey Conducted	✓	✗	

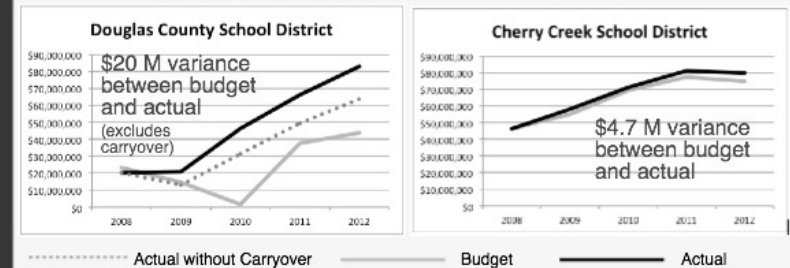
Parent & Teacher Satisfaction



4 Budget & Finances

	2008-09	2012-13	% Change
General Fund Balance (Excess Revenues after Expenses)	\$21 MILLION	\$83* MILLION	+295%
Variance Between Budget to Actuals (Excludes all Carryover)	\$1.6 MILLION	\$20 MILLION	+92%
Bond Rating	AA+	AA+	

Projected vs. Actual General Fund Balance



*Reflects 2011-12 as this is the most current data available



© 2013 Strong Schools Coalition • The Strong Schools Coalition is a non-profit organization of Douglas County citizens and does not support or endorse any political party, candidate for, or incumbent in elected office.